

RSS News Feeds in Blackboard


Adding News Feeds to a Course Site

Blackboard offers an array of RSS news feeds that faculty may add to their course sites to facilitate student monitoring of news sources. The steps below outline how to add feeds that are currently available on the system. If there is a feed that you do not see in the system that you would like to use, please contact the Digital Learning Team at ext. 4420 or dlc@hws.edu to request its addition.

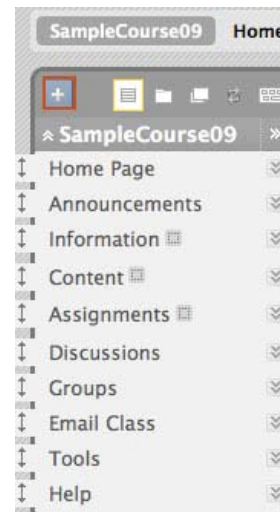
To enable an RSS news feed in a Blackboard course site:

1. Enter the Blackboard course from which you would like to copy material

2. Click on the **Edit Mode** button located in the upper right hand corner of the course site so that it reads **Edit Mode ON**

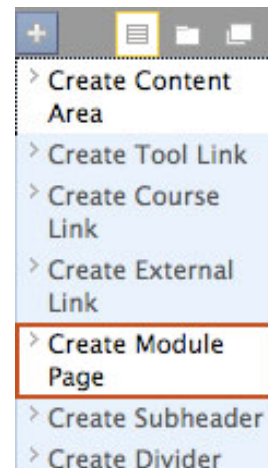


3. At the top of the course menu, click on the **plus (+) sign**



4. Select **Create Module Page**

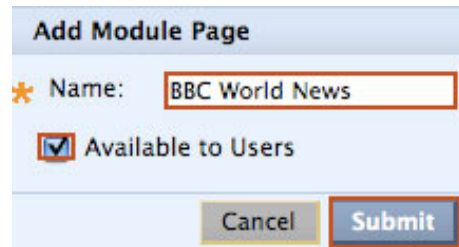
A new window will appear.



RSS News Feeds in Blackboard

Adding News Feeds to a Course Site

5. Assign a **name** for the RSS feed which will appear on the course menu (ex: BBC World News)



6. Check **Available to Users**

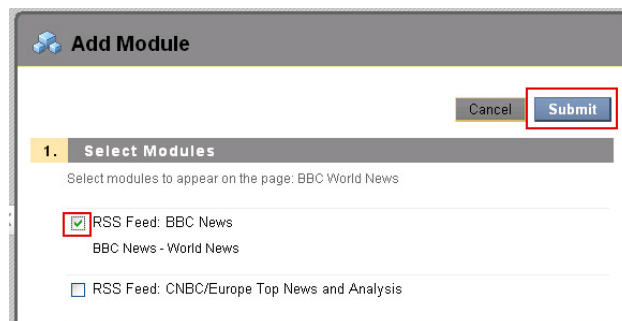
7. Click **Submit**

8. Click on the course menu button that you just created

9. In the new module page window that appears, click **Add Course Module**



10. Under **Select Modules**, check off the RSS feed that you would like to add (ex: BBC World News) from the options listed



11. Click **Submit**

The RSS feed link should now be active and appear in the module page window.

12. If you would like to edit the number of headlines, click on the small compass located in the upper right corner of the RSS feed window



If you have any trouble with the above process, please contact the Help Desk in the Library Learning Commons or 315-781-4357 (ext. 4357/HELP on campus) or helpdesk@hws.edu.